

Hi!

FLY

GUY


aligned with

Journeys® Unit 6 Lesson 29



Name _____

Cut and glue the long vowel words.


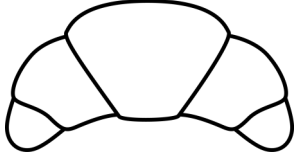






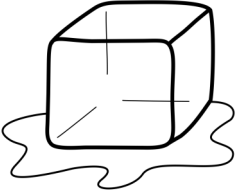





child
cold
flu
sold
find
sign
yo-yo
hold
kind
climb
told
roll

Name _____

Answer Key




			
sold	roll	told	yo-yo
			
child	sign	hold	kind
			
cold	climb	find	flu

child
cold
flu
sold
find
sign
yo-yo
hold
kind
climb
told
roll

Name _____

Use each word in a sentence. Then draw a picture to match.



powerful

careful

thoughtful


beautiful

cheerful

thankful

Name _____

Answer Key



-ful

careful

playful

cheerful

harmful

useful

-ly

badly

costly

loudly

bravely

closely

-y


dirty

bumpy

windy

easy


rainy



Name _____

Choose a word to complete each sentence.

sleepy windy slowly quickly playful
loudly colorful rainy crunchy sticky



A rainbow is very _____.



Apples are _____.



He played the drums _____.




The weather is _____.




Honey is _____.



The boy is _____.



A turtle moves _____.



The kitten is _____.




The day is _____.



The top is spinning _____.

Answer Key

sleepy windy slowly quickly playful
 loudly colorful rainy crunchy sticky



A rainbow is very colorful.



Apples are crunchy.



He played the drums loudly.




The weather is rainy.




Honey is sticky.



The boy is sleepy.



A turtle moves slowly.



The kitten is playful.



The day is windy.



The top is spinning quickly.

Name _____

Write the words with the endings.

Read the words, think about the word's meaning.


ful=full of	
Word	add -ful
help	
care	
truth	
play	
cheer	
hope	
color	

ly= in a ____ way	
Word	add -ly
close	
bad	
brave	
sad	
proud	
safe	
glad	

y= full of or in a ____ way	
Word	add -y
snow	
grouch	
soap	
thirst	
dust	
bump	
cloud	

Name _____

Add the prefix "un" to each word. Then use the words in sentences.




Word	Add "un"	Sentence:
happy		<hr/> <hr/> <hr/> <hr/> <hr/> <hr/> <hr/> <hr/>
fair		<hr/> <hr/> <hr/> <hr/> <hr/> <hr/> <hr/> <hr/>
lock		<hr/> <hr/> <hr/> <hr/> <hr/> <hr/> <hr/> <hr/>
pack		<hr/> <hr/> <hr/> <hr/> <hr/> <hr/> <hr/> <hr/>
tie		<hr/> <hr/> <hr/> <hr/> <hr/> <hr/> <hr/> <hr/>

Name _____

Target Skill: Understanding Characters

Hi! Fly Guy



Character:

What the character
says:

What the character
does:


How the character
feels:



Name _____

Use a Story Map to tell the parts of the story.

Hi! Fly Guy



Characters:


Setting:



Beginning:


Middle:

End:



Name _____

Do you think Fly Guy is a good pet? Tell why or why not.




Topic Sentence:

Reason:

Reason:


Reason:

Closing Sentence:




Name _____

Do you think Fly Guy is a good pet? Tell why or why not.




A large rectangular area with a wavy border, containing several sets of primary writing lines (top solid line, middle dashed line, bottom solid line) for student responses.




Name _____


Write a sentence to tell how each bug moves.




snail



moth




dragonfly



firefly

Name _____

Cut and glue the adverbs into the correct jars.




very
early
there
quietly
quickly
tomorrow
here
almost
after
happily
high
totally

Name _____

Answer Key

How

quietly
quickly
happily



Where

there
here
high



When

early
tomorrow
after



How Much

very
too
almost




very
early
there
quietly
quickly
tomorrow
here
almost
after
happily
high
totally